

































































































































































































<div>Åbenrå DK</div> <div></div> <div>Eel 7 Mio.DM</div> <div>Kalundborg DK</div> <div></div> <div>Textiles 10 Mio.DM</div> <div>Rødby DK</div> <div></div> <div>Grain 16 Mio.DM</div> <div>1</div>	<div>København DK</div> <div></div> <div>Ale 20 Mio.DM</div> <div>Kiel D</div> <div></div> <div>Yachts 16 Mio.DM</div> <div>Århus DK</div> <div></div> <div>Ale 11 Mio.DM</div> <div>2</div>	<div>Århus DK</div> <div></div> <div>Chemicals 10 Mio.DM</div> <div>København DK</div> <div></div> <div>Sugar 9 Mio.DM</div> <div>Skagen DK</div> <div></div> <div>Fruits 20 Mio.DM</div> <div>3</div>	<div>Ålborg DK</div> <div></div> <div>Imports 22 Mio.DM</div> <div>Esbjerg DK</div> <div></div> <div>Fruits 8 Mio.DM</div> <div>København DK</div> <div></div> <div>Cheese 19 Mio.DM</div> <div>4</div>
<div>København DK</div> <div></div> <div>Imports 16 Mio.DM</div> <div>Holbæk DK</div> <div></div> <div>Cheese 17 Mio.DM</div> <div>Kalundborg DK</div> <div></div> <div>Fish 15 Mio.DM</div> <div>5</div>	<div>Rødby DK</div> <div></div> <div>Rapes 9 Mio.DM</div> <div>København DK</div> <div></div> <div>Ale 20 Mio.DM</div> <div>Odense DK</div> <div></div> <div>Cheese 11 Mio.DM</div> <div>6</div>	<div>Flensburg D</div> <div></div> <div>Textiles 11 Mio.DM</div> <div>Tisted DK</div> <div></div> <div>Grain 10 Mio.DM</div> <div>København DK</div> <div></div> <div>Imports 16 Mio.DM</div> <div>7</div>	<div>København DK</div> <div></div> <div>Grain 15 Mio.DM</div> <div>Ringkøbing DK</div> <div></div> <div>Cakes 20 Mio.DM</div> <div>Nyborg DK</div> <div></div> <div>Sheeps 17 Mio.DM</div> <div>8</div>
<div>Viborg DK</div> <div></div> <div>Fish 9 Mio.DM</div> <div>København DK</div> <div></div> <div>Grain 15 Mio.DM</div> <div>Veile DK</div> <div></div> <div>Eel 7 Mio.DM</div> <div>9</div>	<div>Itzehoe D</div> <div></div> <div>Sugar 25 Mio.DM</div> <div>Veile DK</div> <div></div> <div>Fish 9 Mio.DM</div> <div>København DK</div> <div></div> <div>Fruits 9 Mio.DM</div> <div>10</div>	<div>København DK</div> <div></div> <div>Sugar 9 Mio.DM</div> <div>Odense DK</div> <div></div> <div>Ale 9 Mio.DM</div> <div>Rostock DK</div> <div></div> <div>Grain 17 Mio.DM</div> <div>11</div>	<div>Lübeck D</div> <div></div> <div>Cakes 12 Mio.DM</div> <div>København DK</div> <div></div> <div>Milk 20 Mio.DM</div> <div>Næstved DK</div> <div></div> <div>Fish 14 Mio.DM</div> <div>12</div>
<div>Saßnitz D</div> <div></div> <div>Grain 24 Mio.DM</div> <div>Skagen DK</div> <div></div> <div>Cattle 37 Mio.DM</div> <div>København DK</div> <div></div> <div>Eel 7 Mio.DM</div> <div>13</div>	<div>København DK</div> <div></div> <div>Petrol 5 Mio.DM</div> <div>Århus DK</div> <div></div> <div>Cattle 25 Mio.DM</div> <div>Ringkøbing DK</div> <div></div> <div>Cakes 20 Mio.DM</div> <div>14</div>	<div>Århus DK</div> <div></div> <div>Tourists 16 Mio.DM</div> <div>København DK</div> <div></div> <div>Fish 10 Mio.DM</div> <div>Århus DK</div> <div></div> <div>Cakes 16 Mio.DM</div> <div>15</div>	<div>Rødby DK</div> <div></div> <div>Yachts 9 Mio.DM</div> <div>Tisted DK</div> <div></div> <div>Tourists 25 Mio.DM</div> <div>København DK</div> <div></div> <div>Fish 10 Mio.DM</div> <div>16</div>

<p>Århus DK  PAPER 14 Mio.DM</p> <p>Rostock D  GRAIN 17 Mio.DM</p> <p>Lübeck DK  TOURISTS 12 Mio.DM</p> <p>17</p>	<p>Kiel D  PAPER 20 Mio.DM</p> <p>Skagen DK  TOURISTS 24 Mio.DM</p> <p>Åbenrå DK  TEXTILES 8 Mio.DM</p> <p>18</p>	<p>Rødby DK  TOURISTS 9 Mio.DM</p> <p>Saßnitz D  Milk 30 Mio.DM</p> <p>Næstved DK  TEXTILES 14 Mio.DM</p> <p>19</p>	<p>Esbjerg DK  Fish 8 Mio.DM</p> <p>Holbæk DK  IMPORTS 19 Mio.DM</p> <p>Ålborg DK  TEXTILES 6 Mio.DM</p> <p>20</p>
<p>Nyborg DK  MARZIPAN 20 Mio.DM</p> <p>Viborg DK  Milk 5 Mio.DM</p> <p>Flensburg DK  YACHTS 18 Mio.DM</p> <p>21</p>	<p>Flensburg D  PETROL 15 Mio.DM</p> <p>Åbenrå DK  FRUITS 5 Mio.DM</p> <p>Itzehoe DK  CHEMICALS 20 Mio.DM</p> <p>22</p>	<p>Itzehoe D  SHEEPS 23 Mio.DM</p> <p>Ålborg DK  CHEMICALS 17 Mio.DM</p> <p>Nyborg DK  CHEMICALS 4 Mio.DM</p> <p>23</p>	<p>Kiel D  GRAIN 7 Mio.DM</p> <p>Esbjerg DK  ALE 8 Mio.DM</p> <p>Odense DK  RAPES 7 Mio.DM</p> <p>24</p>
<p>Lübeck D  PETROL 17 Mio.DM</p> <p>Holbæk DK  EEL 5 Mio.DM</p> <p>Ringkøbing DK  RAPES 18 Mio.DM</p> <p>25</p>	<p>Rostock D  PETROL 21 Mio.DM</p> <p>Kalundborg DK  Milk 16 Mio.DM</p> <p>Tisted DK  PAPER 22 Mio.DM</p> <p>26</p>	<p>Saßnitz D  SUGAR 19 Mio.DM</p> <p>Næstved DK  GRAIN 11 Mio.DM</p> <p>Veile DK  Milk 5 Mio.DM</p> <p>27</p>	<p>Viborg DK  Fish 9 Mio.DM</p> <p>Ålborg DK  MARZIPAN 26 Mio.DM</p> <p>Flensburg DK  SHEEPS 18 Mio.DM</p> <p>28</p>
<p>Odense DK  CATTLE 25 Mio.DM</p> <p>Århus DK  MARZIPAN 19 Mio.DM</p> <p>Veile DK  SHEEPS 10 Mio.DM</p> <p>29</p>	<p>Itzehoe D  CATTLE 11 Mio.DM</p> <p>Kiel D  CHEESE 19 Mio.DM</p> <p>København DK  MARZIPAN 12 Mio.DM</p> <p>30</p>	<p>Odense DK  RAPES 7 Mio.DM</p> <p>Odense DK  CHEESE 11 Mio.DM</p> <p>København DK  PAPER 4 Mio.DM</p> <p>31</p>	<p>Lübeck D  RAPES 15 Mio.DM</p> <p>Odense DK  SUGAR 11 Mio.DM</p> <p>Åbenrå DK  FRUITS 5 Mio.DM</p> <p>32</p>

<div> <div>Nyborg DK</div> <div></div> <div>YACHTS 7 Mio.DM</div> </div> <div> <div>Odense DK</div> <div></div> <div>PAPER 6 Mio.DM</div> </div> <div> <div>Lübeck DK</div> <div></div> <div>SUGAR 21 Mio.DM</div> </div> <div>33</div>	<div> <div>Esbjerg DK</div> <div></div> <div>EEL 10 Mio.DM</div> </div> <div> <div>Århus DK</div> <div></div> <div>IMPORTS 15 Mio.DM</div> </div> <div> <div>Odense DK</div> <div></div> <div>YACHTS 9 Mio.DM</div> </div> <div>34</div>	<div> <div>Holbæk DK</div> <div></div> <div>MILK 18 Mio.DM</div> </div> <div> <div>Kalundborg DK</div> <div></div> <div>SHEEPS 18 Mio.DM</div> </div> <div> <div>Næstred DK</div> <div></div> <div>FISH 14 Mio.DM</div> </div> <div>35</div>	<div> <div>Rostock D</div> <div></div> <div>CHEMICALS 21 Mio.DM</div> </div> <div> <div>Tisted DK</div> <div></div> <div>YACHTS 5 Mio.DM</div> </div> <div> <div>Skagen DK</div> <div></div> <div>EEL 22 Mio.DM</div> </div> <div>36</div>
<div> <div>Viborg DK</div> <div></div> <div>PETROL 14 Mio.DM</div> </div> <div> <div>Saßnitz D</div> <div></div> <div>MARZIPAN 13 Mio.DM</div> </div> <div> <div>Ringkøbing DK</div> <div></div> <div>ALE 11 Mio.DM</div> </div> <div>37</div>	<div> <div>Flensburg D</div> <div></div> <div>MILK 11 Mio.DM</div> </div> <div> <div>Åbenrå DK</div> <div></div> <div>MARZIPAN 11 Mio.DM</div> </div> <div> <div>Ålborg DK</div> <div></div> <div>ALE 18 Mio.DM</div> </div> <div>38</div>	<div> <div>Ringkøbing DK</div> <div></div> <div>RAPES 18 Mio.DM</div> </div> <div> <div>Itzehoe D</div> <div></div> <div>ALE 5 Mio.DM</div> </div> <div> <div>Esbjerg DK</div> <div></div> <div>FRUITS 8 Mio.DM</div> </div> <div>39</div>	<div> <div>Holbæk DK</div> <div></div> <div>FRUITS 7 Mio.DM</div> </div> <div> <div>Kalundborg DK</div> <div></div> <div>GRAIN 12 Mio.DM</div> </div> <div> <div>Rostock DK</div> <div></div> <div>PAPER 20 Mio.DM</div> </div> <div>40</div>
<div> <div>Næstred DK</div> <div></div> <div>CAKES 4 Mio.DM</div> </div> <div> <div>Saßnitz D</div> <div></div> <div>ALE 21 Mio.DM</div> </div> <div> <div>Nyborg DK</div> <div></div> <div>CHEESE 13 Mio.DM</div> </div> <div>41</div>	<div> <div>Kiel D</div> <div></div> <div>CATTLE 10 Mio.DM</div> </div> <div> <div>Rødby DK</div> <div></div> <div>CHEESE 23 Mio.DM</div> </div> <div> <div>Viborg DK</div> <div></div> <div>FISH 9 Mio.DM</div> </div> <div>42</div>	<div> <div>Skagen DK</div> <div></div> <div>TEXTILES 12 Mio.DM</div> </div> <div> <div>Tisted DK</div> <div></div> <div>SUGAR 27 Mio.DM</div> </div> <div> <div>Veile DK</div> <div></div> <div>TOURISTS 15 Mio.DM</div> </div> <div>43</div>	<div> <div>Århus DK</div> <div></div> <div>TOURISTS 16 Mio.DM</div> </div> <div> <div>Odense DK</div> <div></div> <div>CAKES 9 Mio.DM</div> </div> <div> <div>København DK</div> <div></div> <div>ALE 20 Mio.DM</div> </div> <div>44</div>
<div> <div>København DK</div> <div></div> <div>GRAIN 15 Mio.DM</div> </div> <div> <div>Århus DK</div> <div></div> <div>YACHTS 6 Mio.DM</div> </div> <div> <div>Flensburg DK</div> <div></div> <div>MARZIPAN 8 Mio.DM</div> </div> <div>45</div>	<div> <div>Odense DK</div> <div></div> <div>ALE 9 Mio.DM</div> </div> <div> <div>København DK</div> <div></div> <div>IMPORTS 16 Mio.DM</div> </div> <div> <div>Itzehoe DK</div> <div></div> <div>MILK 23 Mio.DM</div> </div> <div>46</div>	<div> <div>Kiel D</div> <div></div> <div>GRAIN 7 Mio.DM</div> </div> <div> <div>København DK</div> <div></div> <div>SHEEPS 25 Mio.DM</div> </div> <div> <div>Århus DK</div> <div></div> <div>MARZIPAN 19 Mio.DM</div> </div> <div>47</div>	<div> <div>København DK</div> <div></div> <div>FRUITS 9 Mio.DM</div> </div> <div> <div>Lübeck D</div> <div></div> <div>TOURISTS 12 Mio.DM</div> </div> <div> <div>Åbenrå DK</div> <div></div> <div>CAKES 16 Mio.DM</div> </div> <div>48</div>

<div> <div>Ålborg DK</div> <div></div> <div>PETROL 17 Mio.DM</div> </div> <div> <div>Odense DK</div> <div></div> <div>Eel 3 Mio.DM</div> </div> <div> <div>Rostock DK</div> <div></div> <div>CHEMICALS 21 Mio.DM</div> </div> <div>49</div>	<div> <div>Esbjerg DK</div> <div></div> <div>CHEMICALS 14 Mio.DM</div> </div> <div> <div>Saßnitz D</div> <div></div> <div>Eel 18 Mio.DM</div> </div> <div> <div>København DK</div> <div></div> <div>IMPORTS 16 Mio.DM</div> </div> <div>50</div>	<div> <div>Holbæk DK</div> <div></div> <div>TEXTILES 12 Mio.DM</div> </div> <div> <div>Århus DK</div> <div></div> <div>IMPORTS 15 Mio.DM</div> </div> <div> <div>København DK</div> <div></div> <div>PETROL 5 Mio.DM</div> </div> <div>51</div>	<div> <div>København DK</div> <div></div> <div>SHEEPS 25 Mio.DM</div> </div> <div> <div>Kalundborg DK</div> <div></div> <div>Eel 4 Mio.DM</div> </div> <div> <div>Ringkøbing DK</div> <div></div> <div>PETROL 16 Mio.DM</div> </div> <div>52</div>
<div> <div>Næstved DK</div> <div></div> <div>GRAIN 11 Mio.DM</div> </div> <div> <div>Viborg DK</div> <div></div> <div>IMPORTS 19 Mio.DM</div> </div> <div> <div>Rødby DK</div> <div></div> <div>CHEESE 23 Mio.DM</div> </div> <div>53</div>	<div> <div>Skagen DK</div> <div></div> <div>GRAIN 15 Mio.DM</div> </div> <div> <div>Veile DK</div> <div></div> <div>SUGAR 16 Mio.DM</div> </div> <div> <div>Nyborg DK</div> <div></div> <div>CAKES 7 Mio.DM</div> </div> <div>54</div>	<div> <div>Tisted DK</div> <div></div> <div>RAPES 21 Mio.DM</div> </div> <div> <div>Skagen DK</div> <div></div> <div>MARZIPAN 31 Mio.DM</div> </div> <div> <div>Århus DK</div> <div></div> <div>SUGAR 19 Mio.DM</div> </div> <div>55</div>	<div> <div>Lübeck D</div> <div></div> <div>SUGAR 21 Mio.DM</div> </div> <div> <div>Tisted DK</div> <div></div> <div>ALE 18 Mio.DM</div> </div> <div> <div>Ringkøbing DK</div> <div></div> <div>GRAIN 4 Mio.DM</div> </div> <div>56</div>
<div> <div>Saßnitz D</div> <div></div> <div>TOURISTS 10 Mio.DM</div> </div> <div> <div>Århus DK</div> <div></div> <div>FRUITS 8 Mio.DM</div> </div> <div> <div>Rødby DK</div> <div></div> <div>YACHTS 9 Mio.DM</div> </div> <div>57</div>	<div> <div>Ringkøbing DK</div> <div></div> <div>YACHTS 9 Mio.DM</div> </div> <div> <div>Århus DK</div> <div></div> <div>SHEEPS 8 Mio.DM</div> </div> <div> <div>Ålborg DK</div> <div></div> <div>IMPORTS 22 Mio.DM</div> </div> <div>58</div>	<div> <div>Lübeck D</div> <div></div> <div>SUGAR 21 Mio.DM</div> </div> <div> <div>Tisted DK</div> <div></div> <div>TEXTILES 8 Mio.DM</div> </div> <div> <div>Århus DK</div> <div></div> <div>IMPORTS 15 Mio.DM</div> </div> <div>59</div>	<div> <div>Saßnitz D</div> <div></div> <div>SHEEPS 26 Mio.DM</div> </div> <div> <div>København DK</div> <div></div> <div>CHEMICALS 5 Mio.DM</div> </div> <div> <div>Ålborg DK</div> <div></div> <div>PAPER 17 Mio.DM</div> </div> <div>60</div>
<div> <div>Ålborg DK</div> <div></div> <div>RAPES 19 Mio.DM</div> </div> <div> <div>København DK</div> <div></div> <div>Eel 7 Mio.DM</div> </div> <div> <div>Rødby DK</div> <div></div> <div>CATTLE 25 Mio.DM</div> </div> <div>61</div>	<div> <div>Kalundborg DK</div> <div></div> <div>YACHTS 5 Mio.DM</div> </div> <div> <div>Næstved DK</div> <div></div> <div>CHEESE 18 Mio.DM</div> </div> <div> <div>Flensburg DK</div> <div></div> <div>PAPER 16 Mio.DM</div> </div> <div>62</div>	<div> <div>Åbenrå DK</div> <div></div> <div>MILK 8 Mio.DM</div> </div> <div> <div>Esbjerg DK</div> <div></div> <div>FRUITS 8 Mio.DM</div> </div> <div> <div>Viborg DK</div> <div></div> <div>RAPES 17 Mio.DM</div> </div> <div>63</div>	<div> <div>Ringkøbing DK</div> <div></div> <div>FISH 11 Mio.DM</div> </div> <div> <div>Skagen DK</div> <div></div> <div>TOURISTS 24 Mio.DM</div> </div> <div> <div>Rostock DK</div> <div></div> <div>PAPER 20 Mio.DM</div> </div> <div>64</div>

GALE

AT THE NORTH SEA

No railbuilding within 2 mileposts of the North Sea coast from Skagen to Itzehoe. All trains move at half rate in this area.
No fish or imports may pick up.

65

GALE

AT THE BALTIC SEA

No railbuilding within 2 mileposts of the Baltic Sea coast from Skagen to Sassnitz. All trains move at half rate in this area.
No fish or imports may pick up.

66

FLOOD

ALL RIVERS

No movement, railbuilding, pick up or deliver loads within 1 milepost at both sides of the river.
All trains being in the flood area lose one load.

67

TAXES

ALL PLAYER

Excess Profit Tax!

All player pay tax as follows:

cash on hand--tax to be paid
 0 - 49 Mio. - 0 Mio.
 50 - 99 Mio. - 10 Mio.
 100 - 149 Mio. - 20 Mio.
 150 - 199 Mio. - 30 Mio.
 über 200 Mio. - 40 Mio.

68

STRIKEIN THE REGION OF
KØBENHAVEN

No train may move, pick up or deliver loads within 3 mileposts of the city.

69

STRIKEIN THE REGION OF
ODENSE

No train may move, pick up or deliver loads within 3 mileposts of the city.

70

STRIKEIN THE REGION OF
ÅRHUS

No train may move, pick up or deliver loads within 3 mileposts of the city.

71

STRIKEIN THE REGION OF
KIEL

No train may move, pick up or deliver loads within 3 mileposts of the city.

72

STRIKE

OF THE FERRY LABORS

ONE ROUND No player can use ferries.

73

HURRICAN

ONE ROUND No player can use bridges over ocean inlets and between isles.

74

75

76

79

80

77

78